

# Gates

Timber gates  
product range



130 years of tradition in timber

# Contents

Introduction	3
The Manor Range	4-5
The Urban Range	6-7
The Countryside Range	8-9
Gate Posts	10
Accessories	11



130 years of tradition in timber

# Quality gates with an impeccable pedigree

Linnell Bros. is one of the UK's longest established timber merchants. We've been supplying quality timber products for over 130 years.

Founded in 1880 by Arthur Linnell, the company has remained true to its original goals to provide high quality products, friendly, efficient customer support and competitive prices.

Today, the company is run by the third and fourth generations of the Linnell family. Under their direction the business has grown and moved from its original location in the village of Silverstone, Northants to new, purpose-built premises occupying an eight acre site outside the village.

Over the years, Linnell Bros. has diversified to offer a complete range of timber products, many of which



*Workshops, offices and a well-stocked shop – all under one roof*



*Pressure treatment of timber is carried out on site at Linnell Bros.*



*Experienced, well-trained craftsmen work to the highest standards*

are manufactured on-site in the company's comprehensively equipped workshop.

Our gates are all made to order by experienced craftsmen, using traditional construction methods

and high quality, sustainably-sourced timber, pressure treated with Tanalith E preservative.

We offer a comprehensive standard range and can also accommodate custom designs to special order.



# The Manor Range

Whether you're looking for a single or a pair of gates, these beautifully styled, high quality gates offer excellent value for money.

Manufactured from Swedish/Russian Redwood from sustainable sources, all our gates are manufactured to order, using traditional methods including mortice and tenon joints for extra security, durability and long life. They are pressure treated with Tanalith E in either green or brown.

## The Windsor Gate



The Windsor is a very stylish gate, combining tongue & groove boarded timber with 16mm solid black painted steel bars through an open top section.

## The Blakesley Gate Mk1 & Mk2



The Blakesley Marks 1 & 2 are our most popular gates in the Manor range, offering good looks, privacy and security at a price that is very affordable.

## The Manor Gate



The Manor Gate with its flowing curves and vertical wooden spars offers good security but is less imposing than solid board gates and has fantastic kerb side appeal.

## The Whittlebury Gate



The Whittlebury Gate is an elegant wooden gate with a timeless traditional appeal that will enhance any style of property.

### The Abbey Gate



The Abbey is a very attractive and stylish tongue & groove boarded gate with a shallow curved top, to enhance any style of property.

### The Cottage Gate



The Cottage Gate is an attractive and adaptable style with a straight top and vertical spars. It's a popular choice for side gates or entrance gates.



# The Urban Range

These robust, traditional close boarded and palisade gates will look great on any property and provide added security.

Manufactured from Swedish/Russian Redwood from sustainable sources, all our gates are manufactured to order, using traditional methods including mortice and tenon joints for extra security, durability and long life. They are pressure treated with Tanalith E in either green or brown.

## The Chevron Gate



The Chevron is a traditional frame ledge and brace gate with chevron boarding to create an interesting detail for any style of property.

## The Picket Rounded Top Gate



This frame ledge and brace rounded top palisade gate is available from stock in 900mm x 900mm size. Other sizes can be made to order.

## The Closeboard Mk2 Gate



The Mark 1 frame ledge and brace closeboard gate is available from stock 1750mm high x 900mm wide. Other sizes can be made to order.

## The Picket Square Top Gate



This is a traditional frame ledge and brace square top palisade gate, suitable for any style of property.

### The Picket Pointed Top Gate



This frame ledge and brace pointed top palisade gate is available from stock in 900mm x 900mm size. Other sizes can be made to order.

### The Picket Arch Top



This is a traditional frame ledge and brace arched top palisade gate, suitable for any style of property.



# The Countryside Range

The Countryside Range offers quality and value for money in a variety of designs to suit agricultural, equine and domestic applications. These traditional gates will enhance and add security to your property.

Manufactured from Swedish/Russian Redwood from sustainable sources, these gates are manufactured to order, using traditional methods including mortice and tenon joints for extra security, durability and long life. They are pressure treated with Tanalith E in either green or brown.

In addition to our softwood gates, we can also offer Malaysian hardwood gates in this range.



The Evenley Double Braced Gate.

## The Country Gate



The Country Gate is a traditional diamond braced field gate, available from stock in sizes from 900mm, to 3600m and other sizes to order.

## The Marston Gate



The Marston Gate is a high quality alternative to the diamond braced pattern gate. With its solid bottom rail, it is a very durable gate that can be automated.

## The Grafton Single Braced Gate



The Grafton is a light duty entrance gate with a distinctive curved heal.

## The Evenley Double Braced Gate



The Evenley is a heavy duty entrance gate with a distinctive curved heal.

### The Byfield Gate



The Byfield is a similar design to the Marston Gate but with half-height palisade – ideal for safety with children, but retaining the field gate look.

### 5 Rail Half Mesh Gate



A quality field gate ideal for containing small animals and young stock. It has a sleeved box section hanging stile, 44.5mm o.d. top and bottom rails, 30mm o.d intermediates and is clad with 75 x 75mm weldmesh. Height 1143mm.

### The National Gate



This is our most popular field gate, available in a full range of sizes, with 7 rails, D loop or spring bolt fastenings. Bracing is punched flat for added strength and reduced ear tag losses. Top and bottom rails are 44.5mm dia tube, intermediates are 30mm. Height 1143mm.

### The Chapel Gate

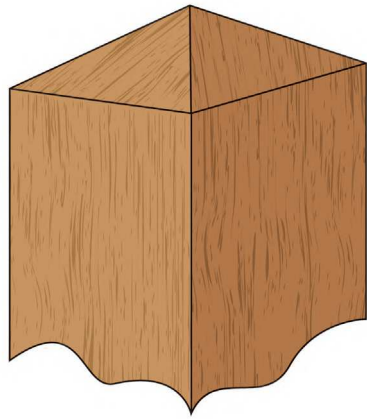


The Chapel is a very heavy duty entrance gate constructed throughout with 70mm thick timbers. An impressive alternative to the field gate which will grace any property.



Choose from our range of post finishes to match the style of your gate/s.

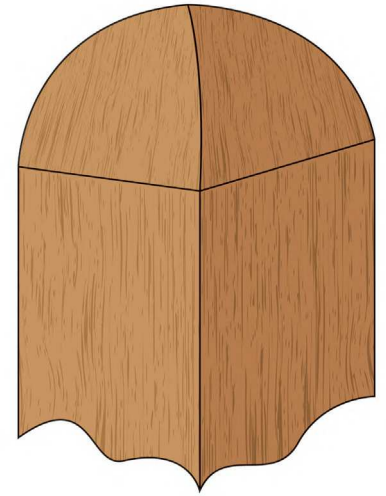
# Posts



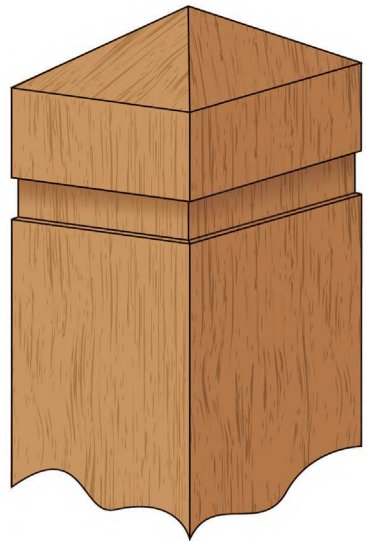
4 x Weathered top



Rounded top



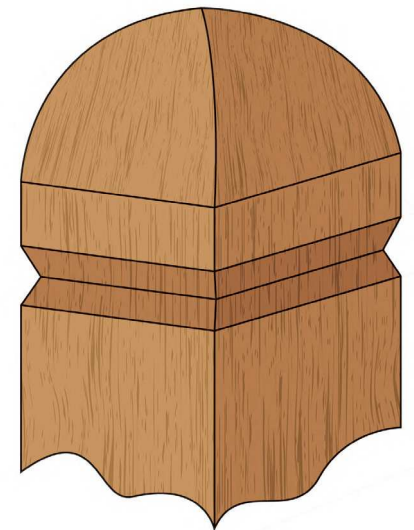
Domed top



4 x Weathered top with square edge throating



Rounded top with half rounded throating



Domed top with V groove throating



Huge range of hinges, hinge sets and locking bars



Padbolts and brenton bolts for all styles of gate



Catches and latches in a wide range of styles



Field gate catches, fasteners and other hardware

*This is just a small selection from our huge range of over 200 different top quality fittings and accessories.*

# Accessories

# Linnell Bros – your one stop shop for timber products and more.

Huge choice, competitive prices, expert advice and comprehensive on-site facilities... you'll find all these and more at Linnell Bros.

We welcome the trade and public, and have been supplying quality timber products, fencing, gates, wooden and stone flooring for over 130 years. This means we have the experience to supply precisely the right products for your project.

You can visit us and browse our range of outbuildings and garden structures, massive decking supplies, fencing and natural flooring – including fixtures and fittings – all supplied from stock.

Whether you telephone, email or just call in – we will offer you properly qualified and professional advice – whatever you are building; we even use our own drivers and trucks to deliver your goods. Please browse our website for ideas and inspiration – we look forward to welcoming you.




130 years of tradition in timber

*Fencing*




*Decking*




*Timber*




*Fixings*



*Natural Wood Flooring*



*Garden Structures*



*Ancillary Products*



For further information, call us now on  
**01327 354422**

## **Linnell Bros. Limited**

**Timber merchants and fencing specialists**

Silverstone Fields Farm, Silverstone,

Northamptonshire NN12 8TB

Tel: 01327 354422 Fax: 01327 355840

Email: [info@linnellbros.co.uk](mailto:info@linnellbros.co.uk)

[www.linnellbros.co.uk](http://www.linnellbros.co.uk)

Linnell Bros only supplies wood that is sourced from sustainable and renewable forests.